



For help visit incyt by LX
incyt.io/support

Copyright 2021 LX Corporation Pty Ltd. All rights reserved.

Apple and the Apple Logo are trademarks of Apple Inc., registered in the U.S. and other countries. App Store is a service mark of Apple Inc., registered in the U.S. and other countries.

Google Play and the Google Play logo are trademarks of Google Inc.



Base Station LTE

Quick Start Guide

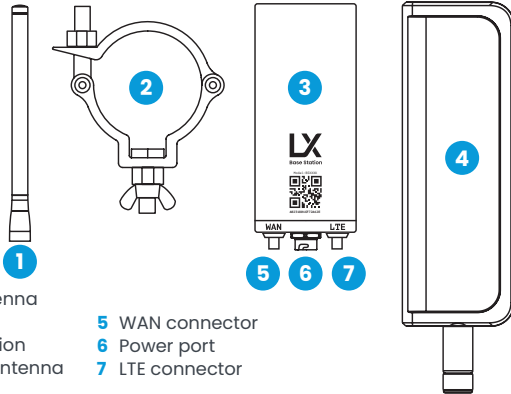


Getting Started

Download the Incyt by LX app from the App Store on your phone. Create a new account, or log in with an existing account.



Product Overview



- 1 LoRa antenna
- 2 Bracket
- 3 Base Station
- 4 Cellular antenna
- 5 WAN connector
- 6 Power port
- 7 LTE connector

Device setup

This Base Station is a gateway that receives data from LX Blue Nodes. It requires a power source such as an LX Solar Kit or Power Supply to function, which are available for purchase from [Incyt.io](https://www.incyt.io).

- 1 Unpack the Base Station and check the component list above to ensure the kit is complete.
- 2 Screw the Cellular antenna clockwise onto the LTE connector, and the LoRa antenna clockwise onto the WAN connector by hand, located on the Base Station lid. Do not over-tighten.

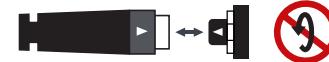
Installation and Mounting

Select a suitable location to install the Base Station, ensuring it is at least 5 metres away from objects that may interfere with the signal. Mounting on a hill or raised structure, at least 4 metres off the ground, will significantly increase the range of the Base Station.

- 3 Install the Base Station as per *Figure 1.1*, ensuring the antennas are pointing down and are sitting as far away from the mounting pole as possible. Secure to the mounting pole using the bracket provided.
- 4 Install the power source as per its Quick Start Guide.
- 5 Align the white arrow on the power source connector with the white arrow on the Power Port of the Base Station, and push firmly until there is an audible click. The LED on the Base Station will turn solid Blue and begin flashing.

IMPORTANT!
Antennas must point toward the ground!

IMPORTANT! Do not twist the connector.
This will damage the Base Station.



- 6 If possible, ensure that data is correctly reporting in the app before leaving the site.



Protect cables from animals by installing sheathing from your local hardware store

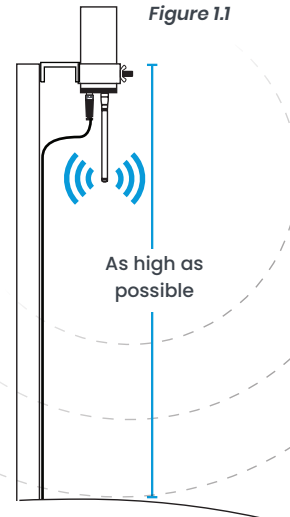


Figure 1.1